



RESULTADO

CDP

2021

Grendene



A Grendene submete, desde 2020, informações ao Carbon Disclosure Project (CDP) para os questionários dos programas Segurança Hídrica e Mudanças Climáticas.

Em 2021, a Companhia também foi avaliada por responder módulo adicional referente ao seu engajamento com os fornecedores (Supplier Engagement Rating, em inglês).

Confira o compilado das avaliações e os reports originais.

COMPILADO RESULTADOS CDP PROGRAMA SEGURANÇA HÍDRICA 2020 - 2021

| Módulos | 2020 | 2021 | Observações |
|--|------|------|-------------|
| Impactos no Negócio | C | C | Inerte |
| Estratégia de Negócios | D | -C | Avanço |
| Governança | C | C | Inerte |
| Abordagens Integradas para Desafios Ambientais | C | C | Inerte |
| Metas e Objetivos | D | C | Avanço |
| Engajamento com a Cadeia de Valor | D | C | Avanço |
| Contabilidade de Água | D | C | Avanço |
| Políticas de Água | C | C | Inerte |
| Avaliação de Riscos Hídricos | D | -C | Avanço |
| Oportunidades Relacionadas à Água | D | C | Avanço |
| Exposição e Resposta ao Risco Relacionado a Água | D | C | Avanço |

EVOLUÇÃO

| | |
|-------------|----------|
| 2021 | C |
| 2020 | D |



No ano de 2021, aumentamos a nossa classificação no Programa de Segurança Hídrica do CDP.

COMPILADO RESULTADOS CDP PROGRAMA MUDANÇAS CLIMÁTICAS 2020 - 2021

| Módulos | 2020 | 2021 | Observações |
|--|------|------|-------------|
| Estratégia de Negócios e Planejamento Financeiro | C | C | Inerte |
| Iniciativa de Redução de Emissões | D | -C | Avanço |
| Energia | D | D | Inerte |
| Governança | D | C | Avanço |
| Divulgação de Oportunidades | D | -D | Regresso |
| Divulgação de Riscos | D | D | Inerte |
| Gestão de Riscos | C | C | Inerte |
| Emissões Diretas | C | C | Inerte |
| Emissões Indiretas | D | D | Inerte |
| Metas | -C | C | Avanço |
| Engajamento com a Cadeia de Valor | C | C | Inerte |

EVOLUÇÃO

| | |
|-------------|----------|
| 2021 | C |
| 2020 | C |



No ano de 2021 mantivemos nossa classificação no Programa de Mudanças Climáticas do CDP.

COMPILADO RESULTADOS CDP SUPPLIER ENGAGEMENT RATING 2020 - 2021

A Grendene responde o questionário completo do CDP, o que inclui um módulo adicional referente ao engajamento com a cadeia de fornecimento. No ano de 2020, fomos avaliados com nota D (nível de Divulgação). Já em 2021, recebemos classificação B (nível de Gestão).

O CDP avalia cinco critérios para essa classificação:

- Metas;
- Engajamento com fornecedores;
- Emissões de Escopo 3;
- Pontuação geral do questionário de Mudanças Climáticas;
- Governança.

Em 2021, a Grendene avançou em 2 critérios: engajamento com fornecedores, saindo de -D para A, e destacamos o momento realizado com fornecedores para falar sobre a pauta de mudanças climáticas, e emissões de Escopo 3, evoluindo de -C para B.

EVOLUÇÃO

| | |
|------|---|
| 2021 | B |
| 2020 | D |



Com o score B ficamos acima da média global (-B), acima da média sul-americana (-B) e acima da média do setor têxtil (-B).



Confira a seguir os relatórios originais gerados pelo CDP.

CDP SCORE REPORT - WATER SECURITY 2021




Grendene SA

| | |
|-----------------------|-------------------------|
| Region | South America |
| Country | Brazil |
| Questionnaire | General |
| Activity Group | Textiles & fabric goods |

The CDP Score Report allows companies to understand their score and indicate which categories require attention to reach higher scoring levels. This enables companies to progress towards environmental stewardship through benchmarking and comparison with peers, in order to continuously improve their water governance. Investors will additionally receive a copy of the CDP Score Report upon request. For further feedback please contact your account manager or your key CDP contact.

Your CDP score



Average performance



Textiles & fabric goods

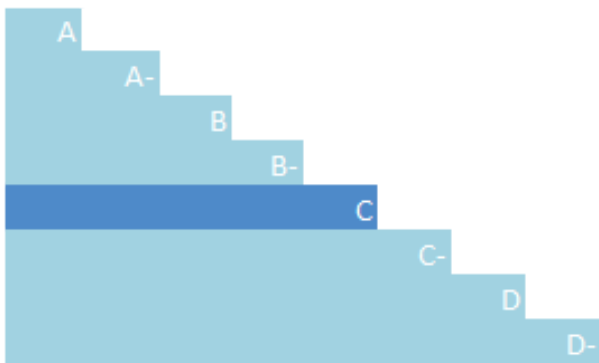


South America



Global Average

UNDERSTANDING YOUR SCORE REPORT



Grendene SA received a C which is in the Awareness band. This is lower than the South America regional average of B, and lower than the Textiles & fabric goods sector average of B.

Leadership (A/A-): Implementing current best practices

Management (B/B-): Taking coordinated action on water issues

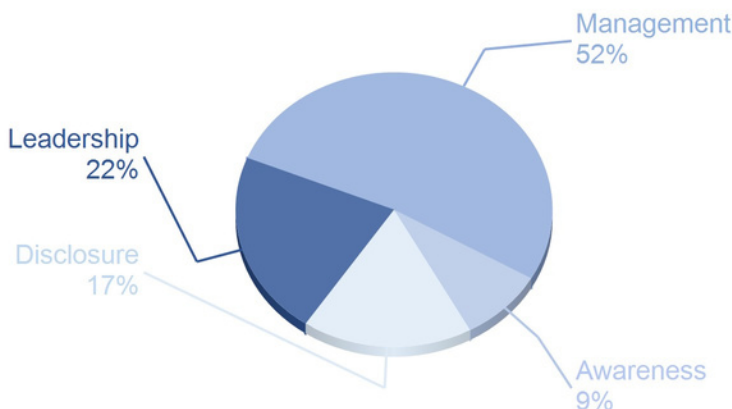
Awareness (C/C-): Knowledge of impacts on, and of, water issues

Disclosure (D/D-): Transparent about water issues

ACTIVITY GROUP PERFORMANCE

Textiles & fabric goods

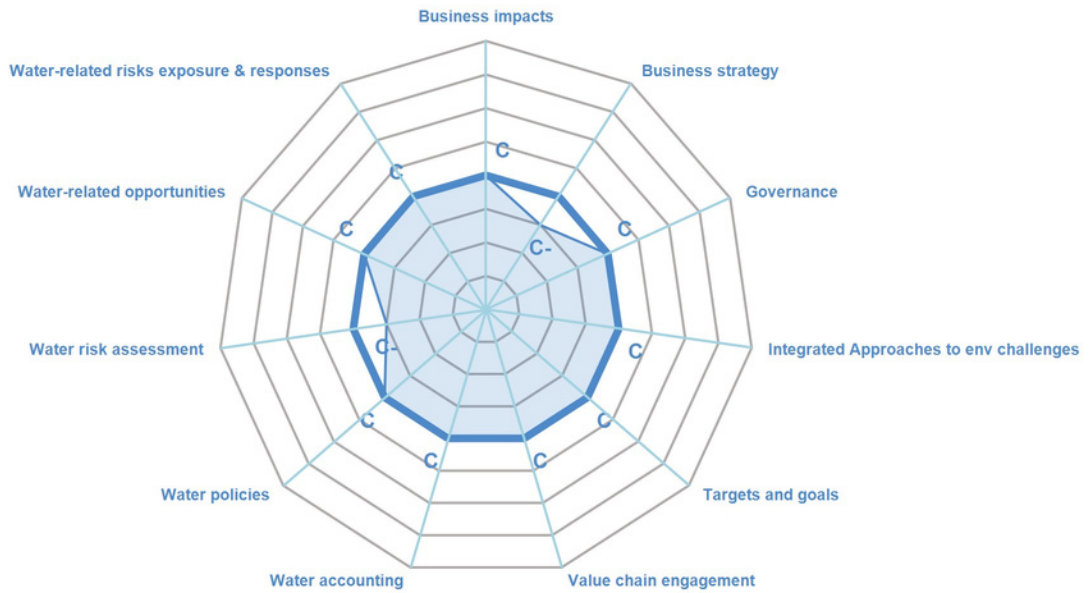
Your company is amongst 9% of companies that reached Awareness level in your Activity Group



CDP SCORE REPORT - WATER SECURITY 2021

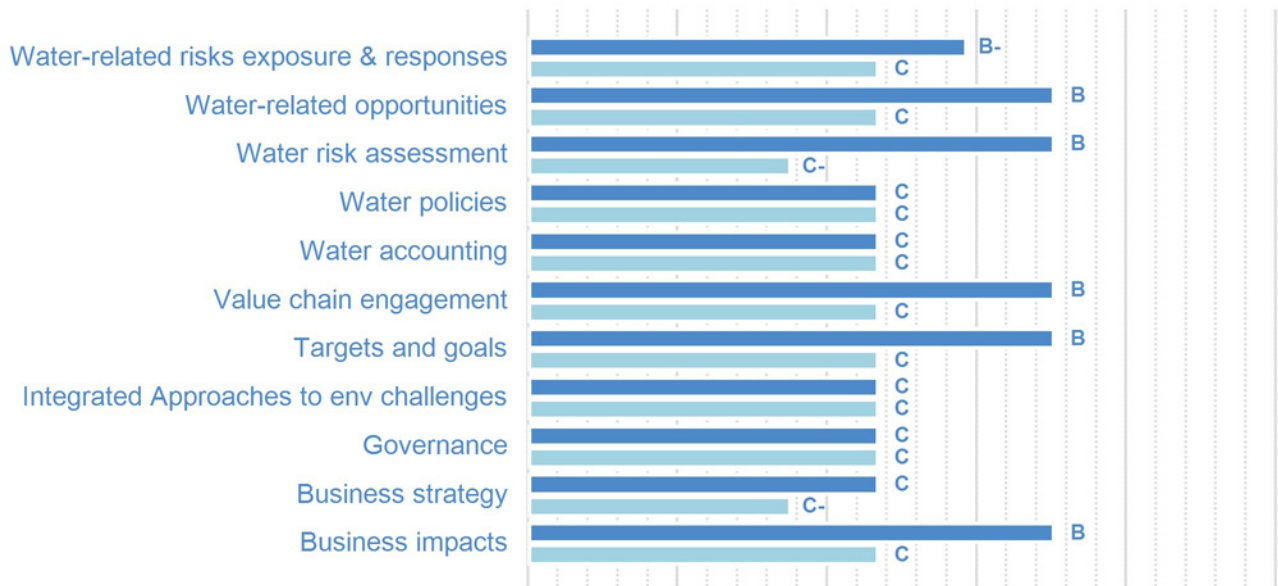


CATEGORY SCORES



If a company scored C or below, they will not have been scored for management or leadership points (the dark blue line represents this). Please download the 'CDP Scoring Introduction' for more information.

CATEGORY SCORES BENCHMARKING



Each category score in the bar chart represents the progression within each scoring level. The Context and Verification categories have not been included for category score breakdown as they are not scored at Management and Leadership levels.

Scoring categories are groupings of questions by topic. They are sub-groups of the 2021 questionnaire modules and are consistent across all sectors. Weighting applied to each category varies across sectors to highlight the areas most important to environmental stewardship in specific sectors. To find out more about category weightings for each sector, please download the ['CDP Scoring Categories and Weighting'](#) documents.

CDP SCORE REPORT - CLIMATE CHANGE 2021



Grendene SA

| | |
|----------------|-------------------------|
| Region | South America |
| Country | Brazil |
| Questionnaire | General |
| Activity Group | Textiles & fabric goods |

The CDP Score Report allows companies to understand their score and indicate which categories require attention to reach higher scoring levels. This enables companies to progress towards environmental stewardship through benchmarking and comparison with peers, in order to continuously improve their climate governance. Investors will additionally receive a copy of the CDP Score Report upon request. For further feedback please contact your account manager or your key CDP contact.

Your CDP score



Average performance



Textiles & fabric goods

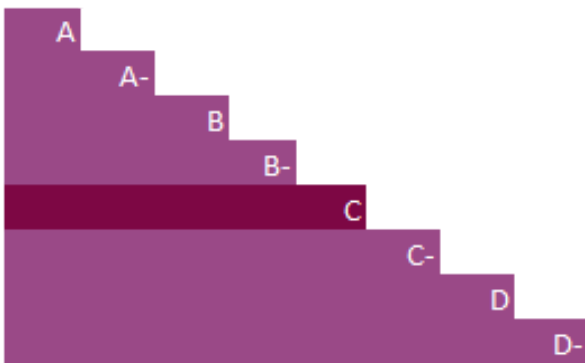


South America



Global Average

UNDERSTANDING YOUR SCORE REPORT

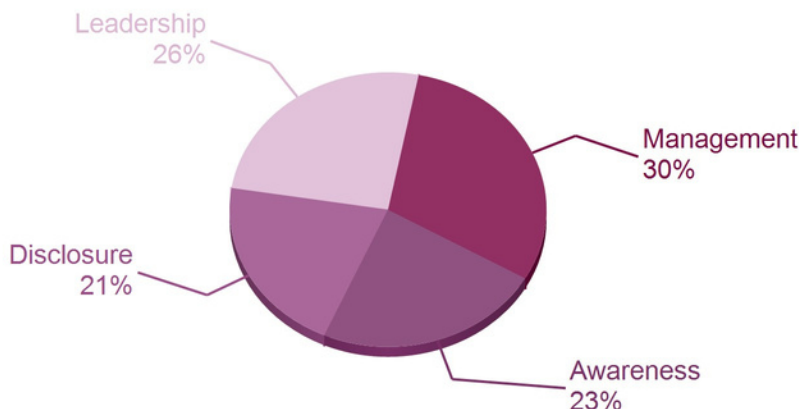


Leadership (A/A-): Implementing current best practices
Management (B/B-): Taking coordinated action on climate issues
Awareness (C/C-): Knowledge of impacts on, and of, climate issues
Disclosure (D/D-): Transparent about climate issues

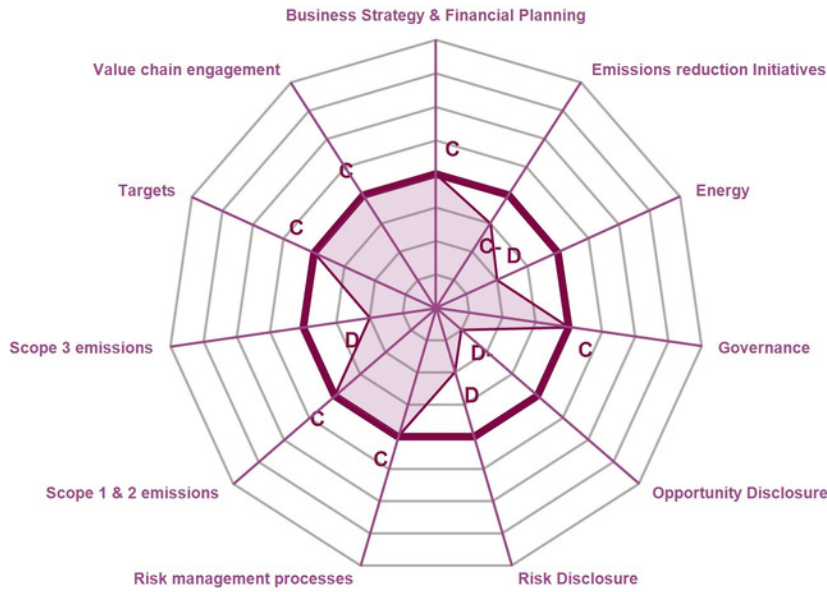
ACTIVITY GROUP PERFORMANCE

Textiles & fabric goods

Your company is amongst 23% of companies that reached Awareness level in your Activity Group

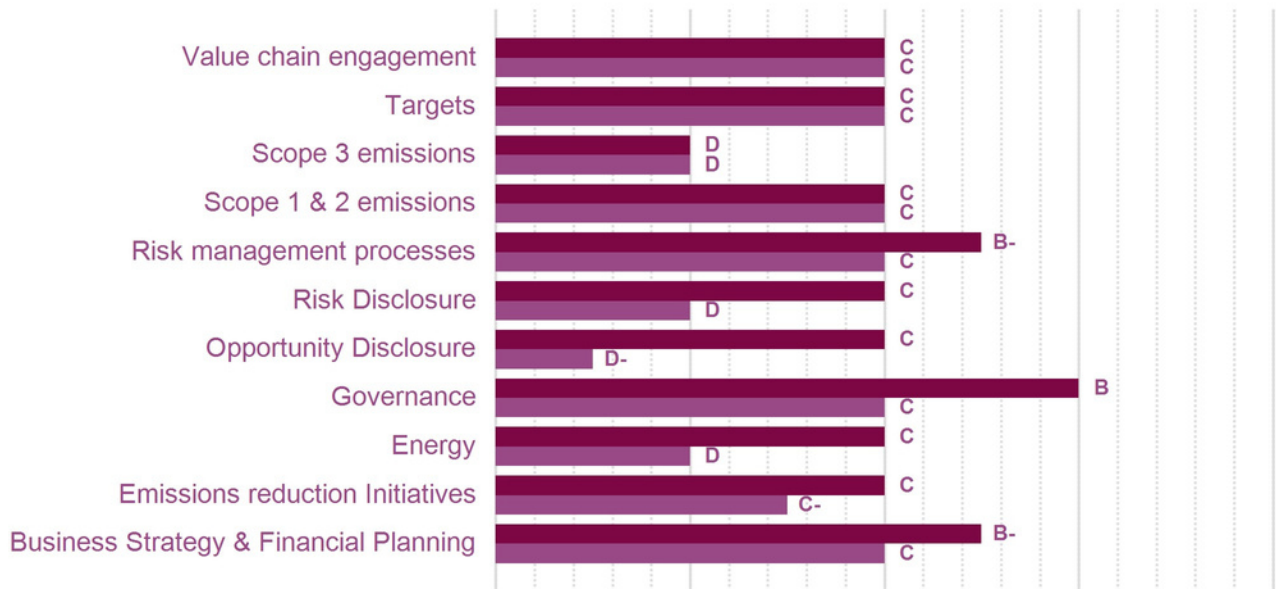


CATEGORY SCORES



If a company scored C or below, they will not have been scored for management or leadership points (the dark purple line represents this). Please download the for more information. [‘CDP Scoring Introduction’](#)

CATEGORY SCORES BENCHMARKING



Scenario analysis No, but we anticipate using qualitative and/or quantitative analysis in the next two years

Each category score in the bar chart represents the progression within each scoring level. Some categories have not been included for category score breakdown as either not enough questions feed into these categories to give a representative score or they are not scored at Management and Leadership levels.

Scoring categories are groupings of questions by topic. They are sub-groups of the 2021 questionnaire modules and are consistent across all sectors. Weighting applied to each category varies across sectors to highlight the areas most important to environmental stewardship in specific sectors. To find out more about category weightings for each sector, please download the [‘CDP Scoring Categories and Weighting’](#) documents.

CDP SUPPLIER ENGAGEMENT RATING REPORT 2021




Grendene SA

| | |
|-----------------------|-------------------------|
| Region | South America |
| Country | Brazil |
| Questionnaire | General |
| Activity Group | Textiles & fabric goods |

CDP evaluates organizations engagement with their suppliers on climate change. Purchasing organizations have the potential to incentivize significant environmental changes through engagement with their suppliers. By evaluating supplier engagement and recognizing best practice, CDP aims to accelerate global action on supply chain emissions. This document presents your supplier engagement rating and helps you benchmark against your peers.

YOUR SER



Average performance



Textiles & fabric goods

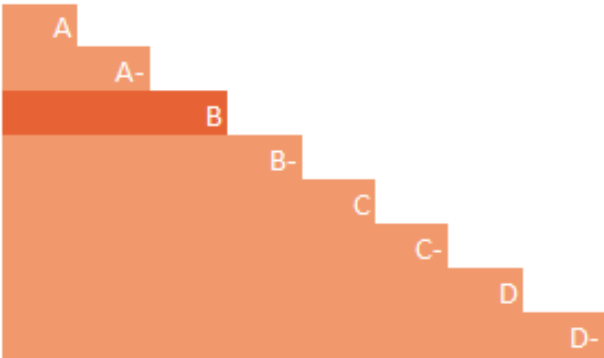


South America



Global Average

UNDERSTANDING YOUR SCORE REPORT



Grendene SA received a B which is in the Management band. This is higher than the South America regional average of B-, and higher than the Textiles & fabric goods sector average of B-.

Leadership (A/A-): Implementing current best practices

Management (B/B-): Taking coordinated action on supplier engagement

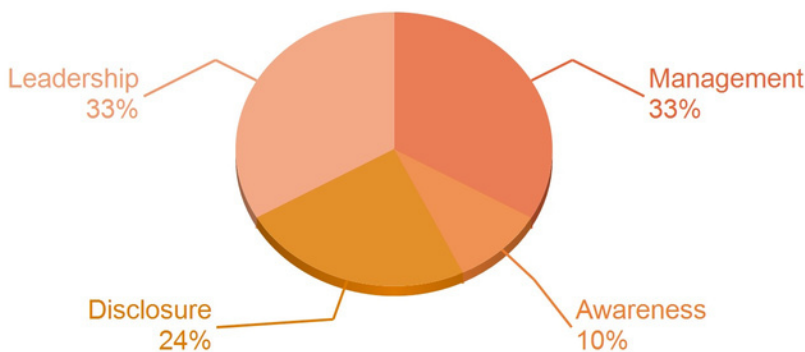
Awareness (C/C-): Knowledge of impacts of supplier engagement

Disclosure (D/D-): Transparent about supplier engagement

ACTIVITY GROUP PERFORMANCE

Textiles & fabric goods

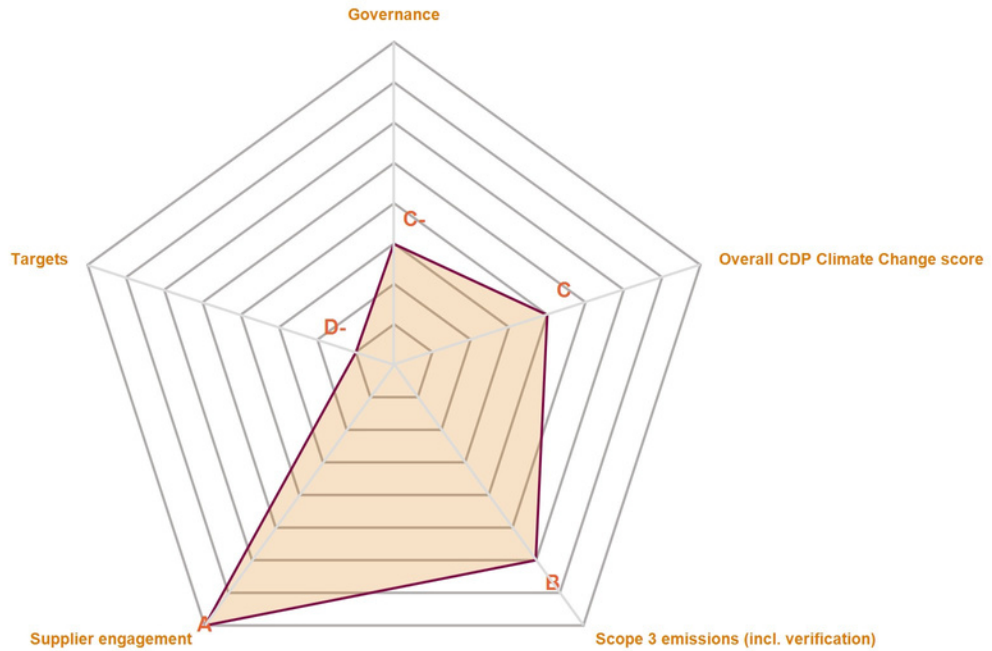
Your company is amongst 33% of companies that reached Management level in your Activity Group



CDP SUPPLIER ENGAGEMENT RATING REPORT 2021

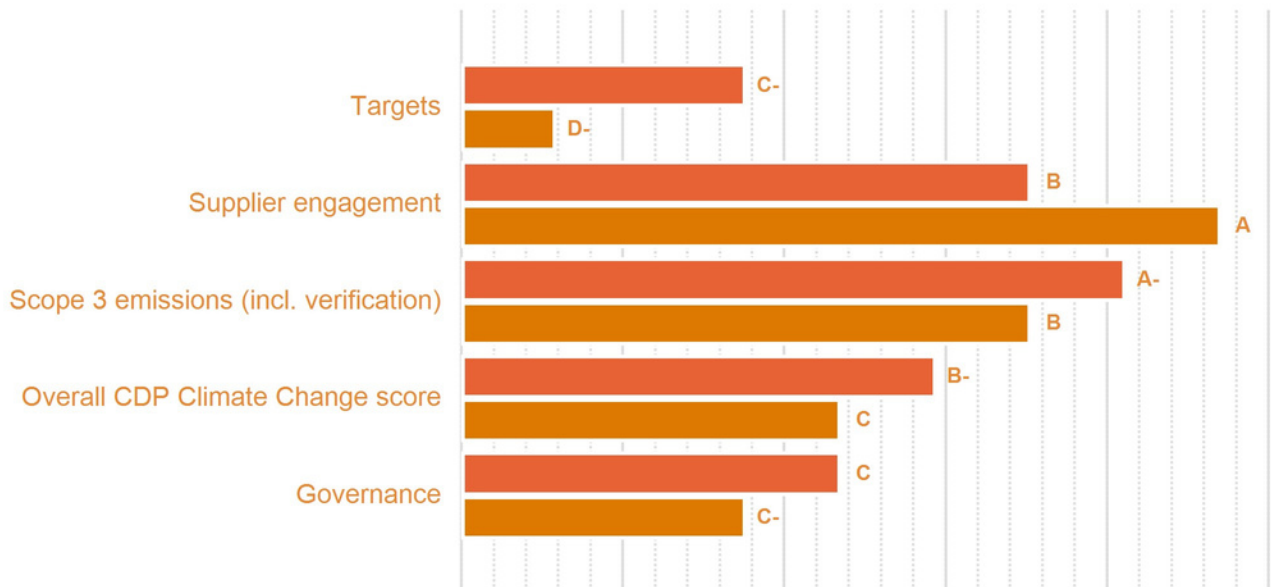


CATEGORY SCORES



Please download the ['CDP Supplier Engagement Rating Introduction'](#) for more information on the category ratings.

CATEGORY SCORES BENCHMARKING



Each category rating in the bar chart represents the progression within each rating level.

Rating categories are groupings of questions and are subgroups of the 2021 questionnaire. Weightings are applied to ratings to reflect the relative importance of each category to progress supplier engagement on climate change. To find out more about category weightings, please download the ['CDP Supplier Engagement Rating Methodology'](#).



Grendene