




RESULTADO
CDP
2022



A Grendene submete, desde 2020, informações ao *Carbon Disclosure Project* (CDP) para os questionários dos programas Segurança Hídrica e Mudanças Climáticas.

Desde 2021, a Companhia também é avaliada por responder um módulo adicional referente ao seu engajamento com os fornecedores (*Supplier Engagement Rating*, em inglês).

Em 2022 respondemos o questionário de Florestas pela primeira vez, voltado para commodities de produtos madeireiros, por nos encaixarmos na cadeia de grandes compradores de embalagens.

Confira aqui os nossos resultados.

COMPILADO RESULTADOS CDP PROGRAMA MUDANÇAS CLIMÁTICAS 2021 - 2022

	2021	2022	Observações
Estratégia de Negócios e Planejamento Financeiro	C	C	Inerte
Iniciativa de Redução de Emissões	-C	C	Avanço
Energia	D	C	Avanço
Governança	C	C	Inerte
Divulgação de Oportunidades	-D	C	Avanço
Divulgação de Riscos	D	C	Avanço
Gestão de Riscos	C	C	Inerte
Emissões Diretas	C	C	Inerte
Emissões Indiretas	D	C	Avanço
Metas	C	-C	Regresso SBTi (estabelecimento de metas)
Engajamento com a Cadeia de Valor	C	C	Inerte

EVOLUÇÃO

2022	C
2021	C



No ano de 2022 mantivemos nossa classificação no Programa de Mudanças Climáticas do CDP.

COMPILADO RESULTADOS CDP PROGRAMA SEGURANÇA HÍDRICA 2021 - 2022

	2021	2022	Observações
Impactos no Negócio	C	B	Avanço
Estratégia de Negócios	-C	-C	Inerte
Governança	C	C	Inerte
Abordagens Integradas para Desafios Ambientais	C	C	Inerte
Metas e Objetivos	C	-B	Avanço
Engajamento com a Cadeia de Valor	C	-B	Avanço
Contabilidade de Água	C	-B	Avanço
Políticas de Água	C	C	Inerte
Avaliação de Riscos Hídricos	-C	C	Avanço
Oportunidades Relacionadas à Água	C	-B	Avanço
Exposição e Resposta ao Risco Relacionado a Água	C	-B	Avanço

EVOLUÇÃO

2022	-B
2021	C
2020	D



No ano de 2022, aumentamos a nossa classificação no Programa de Segurança Hídrica do CDP.

COMPILADO RESULTADOS CDP

PROGRAMA FLORESTAS

2021 - 2022

	2022
Estratégia de Negócios	C
Certificação	C
Dados de Consumo e Produção	C
Engajamento com a Cadeia de Valor	-C
Riscos Florestais e Avaliações de Impactos	C
Oportunidades Relacionadas a Florestas	C
Exposição a Riscos Relacionados a Florestas	C
Governança	C
Métricas Baseadas no Uso da Terra	C
Política e Compromissos	-C
Metas	C
Rastreabilidade	C

COMENTÁRIO

Em 2022 respondemos o questionário de Florestas pela primeira vez, voltado para commodities de produtos madeireiros, por nos encaixarmos na cadeia de grandes compradores de embalagens.



Confira a seguir os relatórios originais,
gerados pelo próprio CDP.

CDP SCORE REPORT - CLIMATE CHANGE 2022




Grendene SA

Region	South America
Country/Area	Brazil
Questionnaire	General
Activity Group	Textiles & fabric goods

The CDP Score Report allows companies to understand their score and indicate which categories require attention to reach higher scoring levels. This enables companies to progress towards environmental stewardship through benchmarking and comparison with peers, in order to continuously improve their climate governance. Investors will additionally receive a copy of the CDP Score Report upon request. For further feedback please contact your account manager or your key CDP contact.

Your CDP score

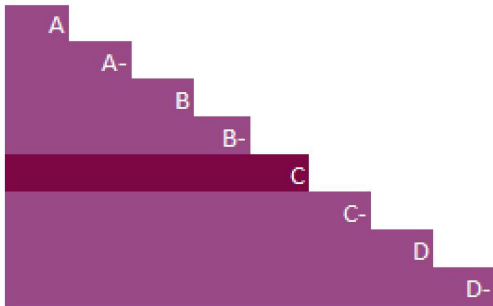


Average performance



Textiles & fabric goods South America Global Average

UNDERSTANDING YOUR SCORE REPORT



Grendene SA received a C which is in the Awareness band. This is the same as the South America regional average of C, and lower than the Textiles & fabric goods sector average of B.

Leadership (A/A-): Implementing current best practices

Management (B/B-): Taking coordinated action on climate issues

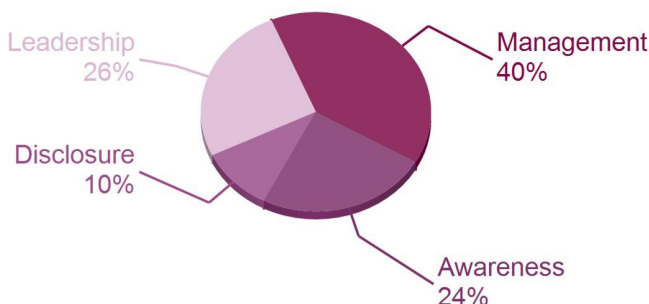
Awareness (C/C-): Knowledge of impacts on, and of, climate issues

Disclosure (D/D-): Transparent about climate issues

ACTIVITY GROUP PERFORMANCE

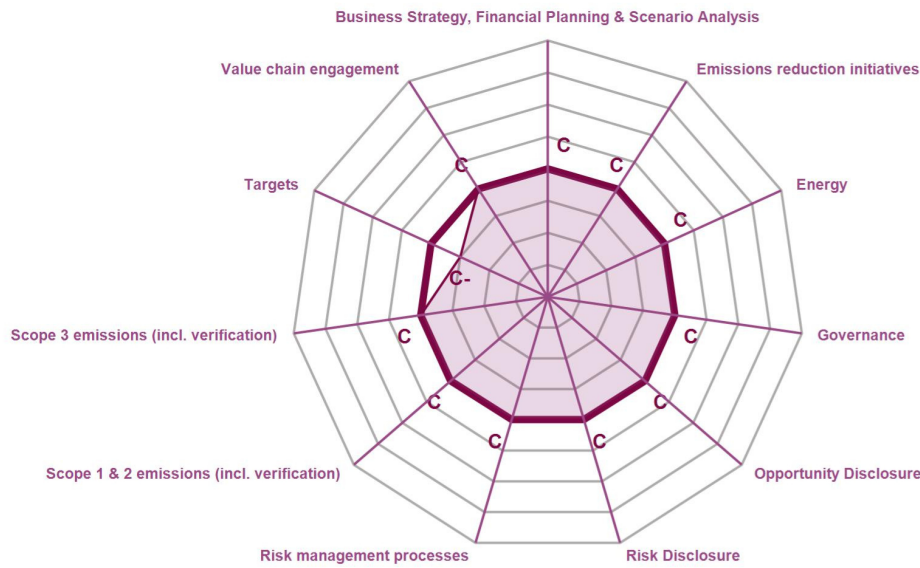
Textiles & fabric goods

Your company is amongst 24% of companies that reached Awareness level in your Activity Group.



*Please note that the peer group average scores are compiled with only investor-requested company scores

CATEGORY SCORES



If a company scored C or below, they will not have been scored for Management or Leadership points (the dark purple line represents this).

Please download the [CDP Scoring Introduction](#) for more information.

CATEGORY SCORES BENCHMARKING



Each category score in the bar chart represents the progression within each scoring level. Some categories have not been included for category score breakdown as either not enough questions feed into these categories to give a representative score or they are not scored at both Management and Leadership levels.

Scoring categories are groupings of questions by topic. They are sub-groups of the 2022 questionnaire modules and are consistent across all sectors. Weighting applied to each category varies across sectors to highlight the areas most important to environmental stewardship in specific sectors.

To find out more about category weightings for each sector, please download the [‘CDP Scoring Categories and Weighting’](#) documents.

CDP SCORE REPORT FORESTS 2022 - Timber



Grendene SA

Region	South America
Country/Area	Brazil
Questionnaire	General
Activity Group	Textiles & fabric goods

The CDP Score Report allows companies to understand their score and indicate which categories require attention to reach higher scoring levels. This enables companies to progress towards environmental stewardship through benchmarking and comparison with peers, in order to continuously improve their forests governance. Investors will additionally receive a copy of the CDP Score Report upon request. For further feedback please contact your account manager or your key CDP contact.

YOUR CDP FORESTS SCORES



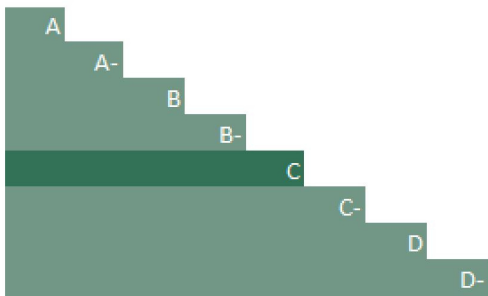
Timber

Timber Average performance



Textiles & fabric goods South America Global Average

UNDERSTANDING YOUR SCORE REPORT



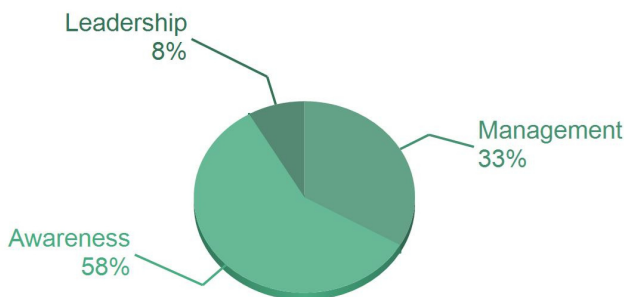
Grendene SA received a C for Timber which is in the Awareness band. This is lower than the South America regional average of B, and the same as the Textiles & fabric goods sector average of C.

- Leadership (A/A-):** Implementing current best practices
- Management (B/B-):** Taking coordinated action on forests issues
- Awareness (C/C-):** Knowledge of impacts on, and of, forests issues
- Disclosure (D/D-):** Transparent about forests issues

ACTIVITY GROUP PERFORMANCE

Textiles & fabric goods

Your company is amongst 58% of companies that reached Awareness level in your Activity Group for Timber.

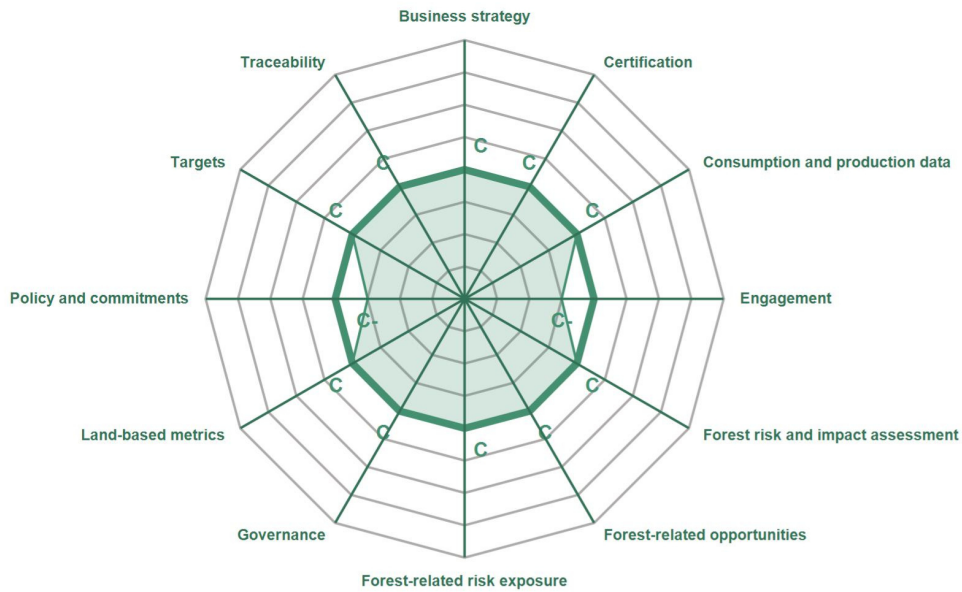


*Please note that the peer group average scores are compiled with only investor-requested company scores

CDP SCORE REPORT FORESTS 2022 - Timber



CATEGORY SCORES



If a company scored C or below, they will not have been scored for Management or Leadership points (the dark green line represents this).

Please download the [CDP Scoring Introduction](#) for more information.

CATEGORY SCORES BENCHMARKING



Each category score in the bar chart represents the progression within each scoring level. The 100% Disclosure and Signoff categories have not been included for category score breakdown as they are not scored at all levels.

Scoring categories are groupings of questions by topic. They are sub-groups of the 2022 questionnaire modules and are consistent across all sectors. The weightings applied to each category highlight the areas most important to environmental stewardship.


To find out more about category weightings for each sector, please download the [‘CDP Scoring Categories and Weighting’](#) documents.

Grendene SA


Region	South America
Country/Area	Brazil
Questionnaire	General
Activity Group	Textiles & fabric goods

The CDP Score Report allows companies to understand their score and indicate which categories require attention to reach higher scoring levels. This enables companies to progress towards environmental stewardship through benchmarking and comparison with peers, in order to continuously improve their water governance. Investors will additionally receive a copy of the CDP Score Report upon request. For further feedback please contact your account manager or your key CDP contact.

Your CDP score

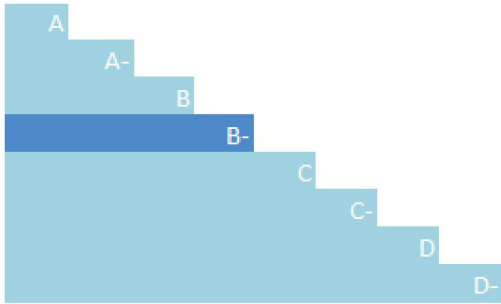


Average performance



Textiles & fabric goods South America Global Average

UNDERSTANDING YOUR SCORE REPORT



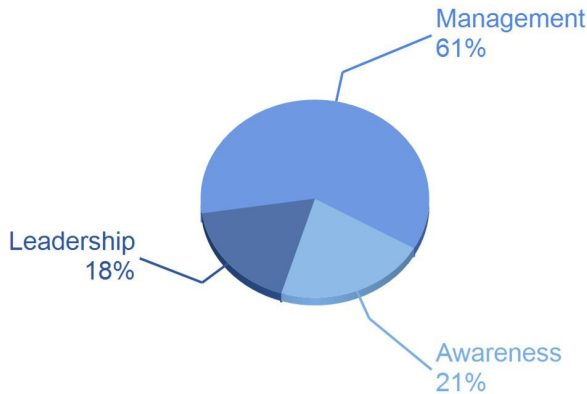
Grendene SA received a B- which is in the Management band. This is lower than the South America regional average of B, and lower than the Textiles & fabric goods sector average of B.

- Leadership (A/A-):** Implementing current best practices
- Management (B/B-):** Taking coordinated action on water issues
- Awareness (C/C-):** Knowledge of impacts on, and of, water issues
- Disclosure (D/D-):** Transparent about water issues

ACTIVITY GROUP PERFORMANCE

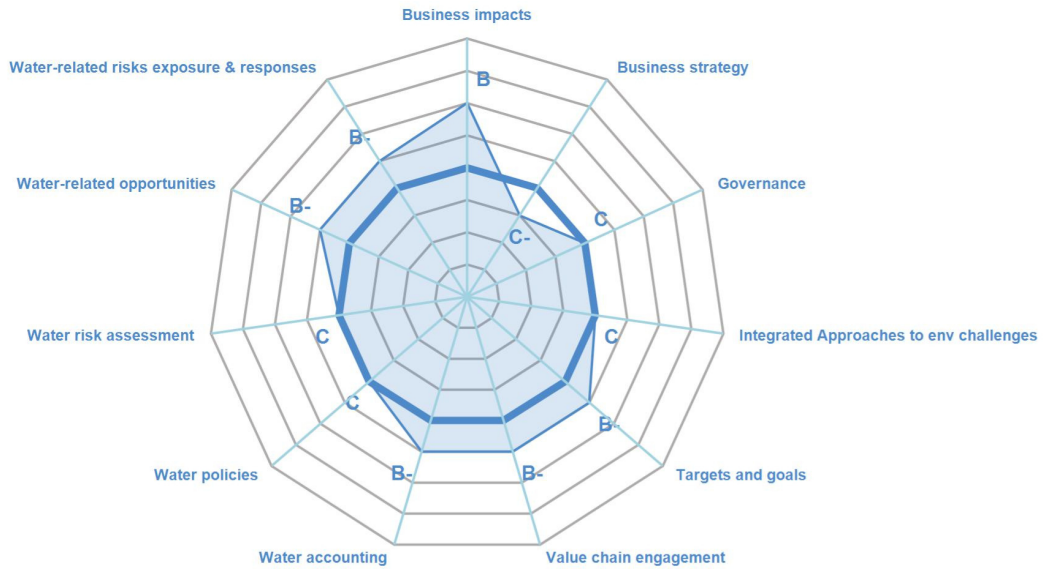
Textiles & fabric goods

Your company is amongst 61% of companies that reached Management level in your Activity Group.



*Please note that the peer group average scores are compiled with only investor-requested company scores

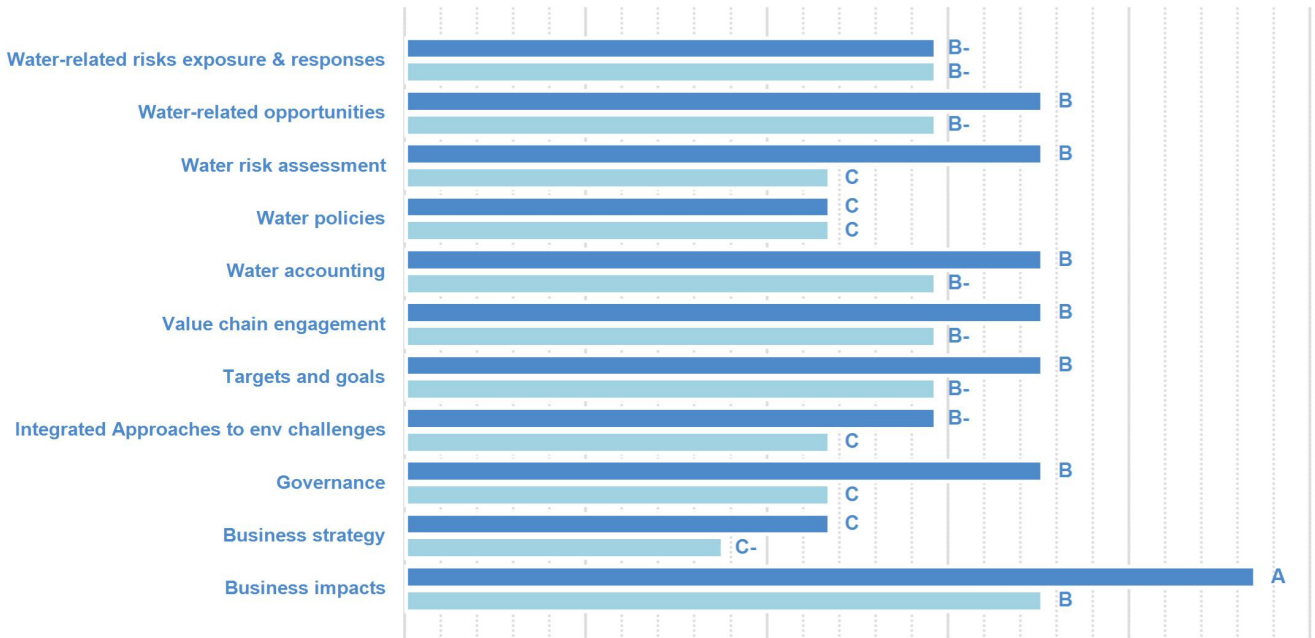
CATEGORY SCORES



If a company scored C or below, they will not have been scored for Management or Leadership points (the dark blue line represents this).

Please download the [CDP Scoring Introduction](#) for more information.

CATEGORY SCORES BENCHMARKING



Each category score in the bar chart represents the progression within each scoring level. The Context and Verification categories have not been included for category score breakdown as they are not scored at both Management and Leadership levels.

Scoring categories are groupings of questions by topic. They are sub-groups of the 2022 questionnaire modules and are consistent across all sectors. Weighting applied to each category varies across sectors to highlight the areas most important to environmental stewardship in specific sectors.

To find out more about category weightings for each sector, please download the [‘CDP Scoring Categories and Weighting’](#) documents.

CDP SUPPLIER ENGAGEMENT RATING REPORT 2022




Grendene SA

Region	South America
Country/Area	Brazil
Questionnaire	General
Activity Group	Textiles & fabric goods

CDP evaluates organizations engagement with their suppliers on climate change. Purchasing organizations have the potential to incentivize significant environmental changes through engagement with their suppliers. By evaluating supplier engagement and recognizing best practice, CDP aims to accelerate global action on supply chain emissions. This document presents your supplier engagement rating and helps you benchmark against your peers.

Your SER

Average performance

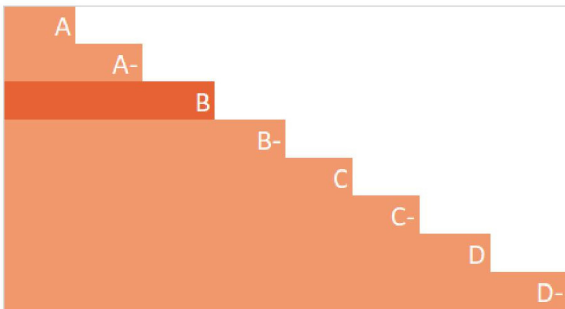


Textiles & fabric goods

South America

Global Average

UNDERSTANDING YOUR SCORE REPORT



Grendene SA received a B which is in the Management band. This is higher than the South America regional average of C-, and higher than the Textiles & fabric goods sector average of C.

Leadership (A/A-): Implementing current best practices

Management (B/B-): Taking coordinated action on supplier engagement issues

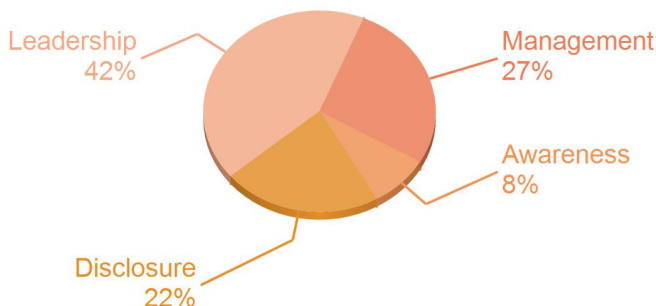
Awareness (C/C-): Knowledge of impacts on, and of, supplier engagement issues

Disclosure (D/D-): Transparent about supplier engagement issues

ACTIVITY GROUP PERFORMANCE

Textiles & fabric goods

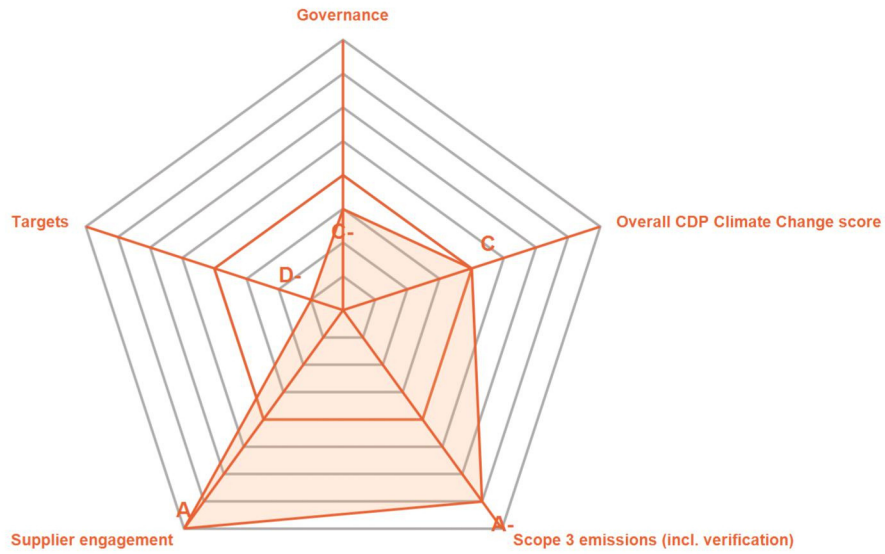
Your company is amongst 27% of companies that reached Management level in your Activity Group.



CDP SUPPLIER ENGAGEMENT RATING REPORT 2022

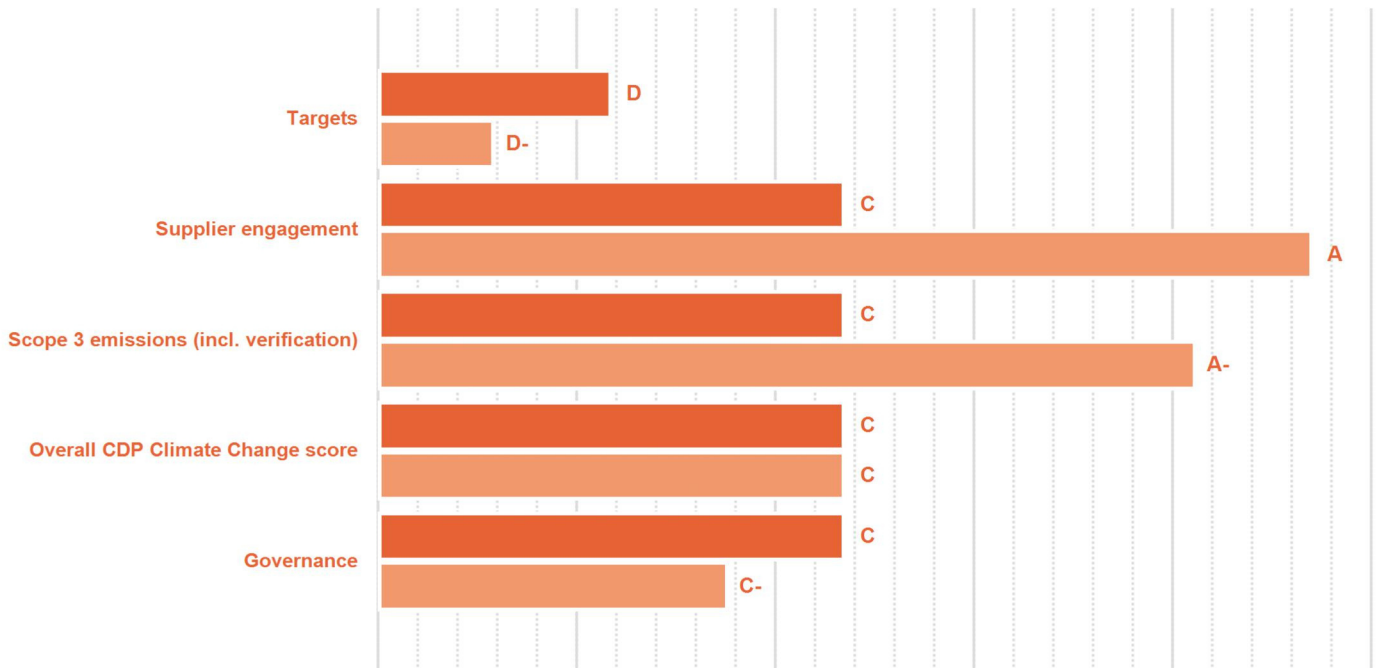
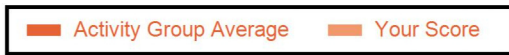


CATEGORY SCORES



Please download the ['CDP Supplier Engagement Rating Introduction'](#) for more information on the category ratings.

CATEGORY SCORES BENCHMARKING



Each category rating in the bar chart represents the progression within each rating level. Rating categories are groupings of questions and are subgroups of the 2022 questionnaire. Weightings are applied to ratings to reflect the relative importance of each category to progress supplier engagement on climate change. To find out more about category weightings, please download the ['CDP Supplier Engagement Rating Methodology'](#)



Grendene[®]